



# Plantation Manager



Image by vwalakte on Freepik



Image by freepik

# Creating a Plantation in Novtel



## Plantation Manager



## INDEX

1. Introduction
2. Creating a New Plantation in Novtel
3. Adding More Plantations
4. Editing and Deleting Plantations



# Plantation Manager

1

Introduction

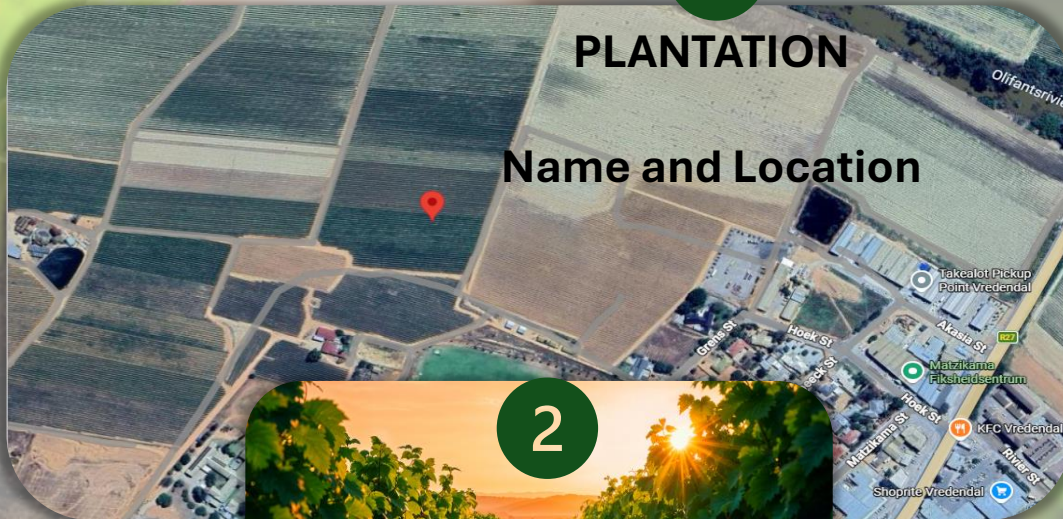


Image by vwalakte on Freepik



Image by freepik

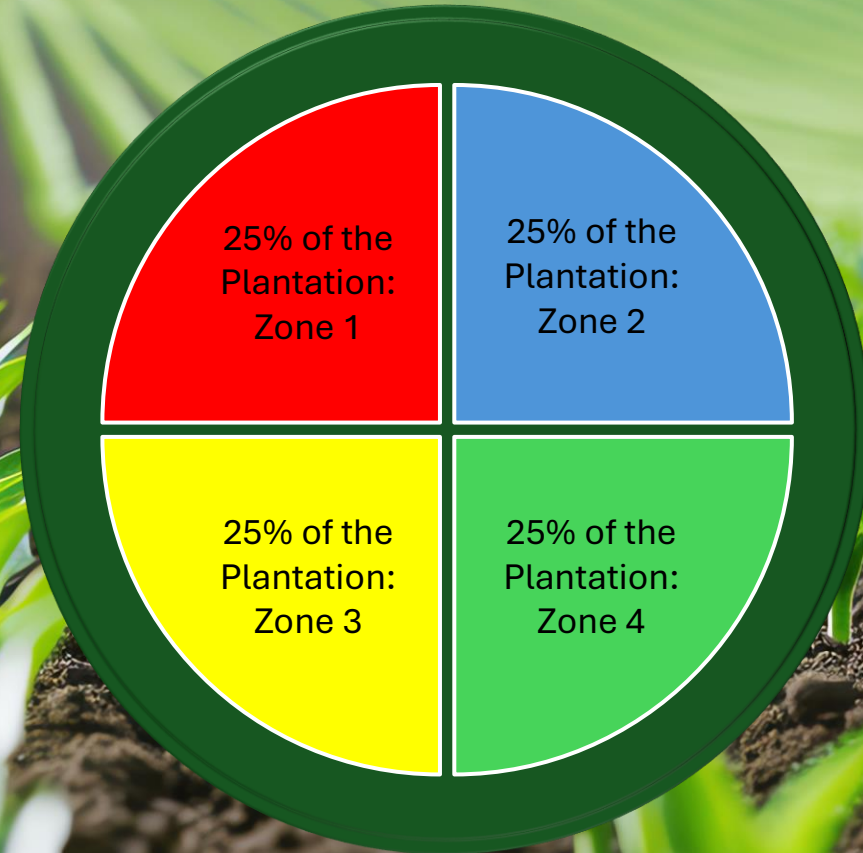
1 or more plantations can be created and managed in the Novtel System.  
First, the Plantation master file is set up to determine where the plantation is.  
Then we can set up the details of the plantation.



# Introduction

Please note that a single plantation can be managed – regardless of its size.

Or: The plantation can be divided in 'Zones' by creating - for example – 4 plantations to manage the zones individually.



Or, multiple Plantations can be managed individually by creating the plantations as – for example:

- ✓ Palm Plantation
- ✓ Vineyard
- ✓ Olive Trees
- ✓ Apple Trees
- ✓ Tomatoes
- ✓ Strawberries, etc.



Olive trees



Apple Trees



Tomatoes



Strawberries



Palm Trees



Vineyard



# Plantation Manager

2

Creating a New  
Plantation in Novtel

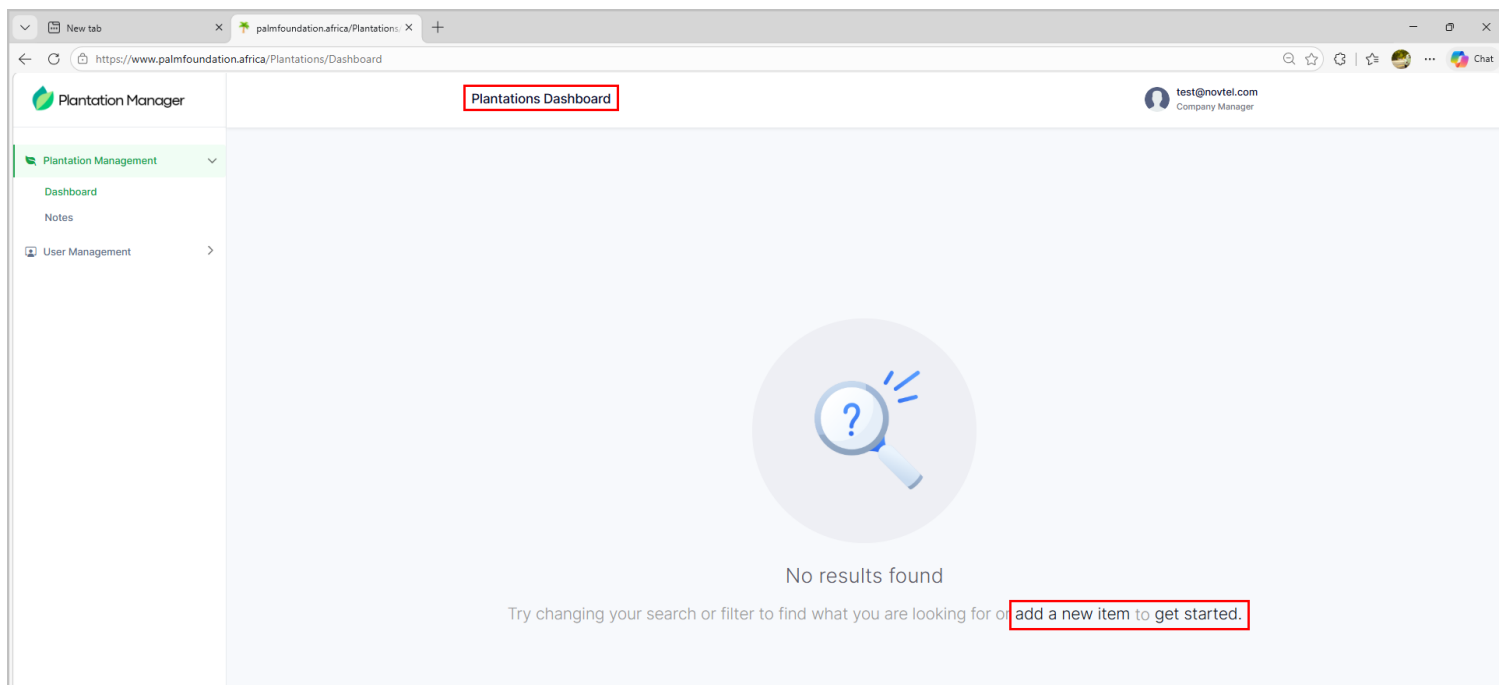


Image by vwalakte on Freepik



Image by freepik

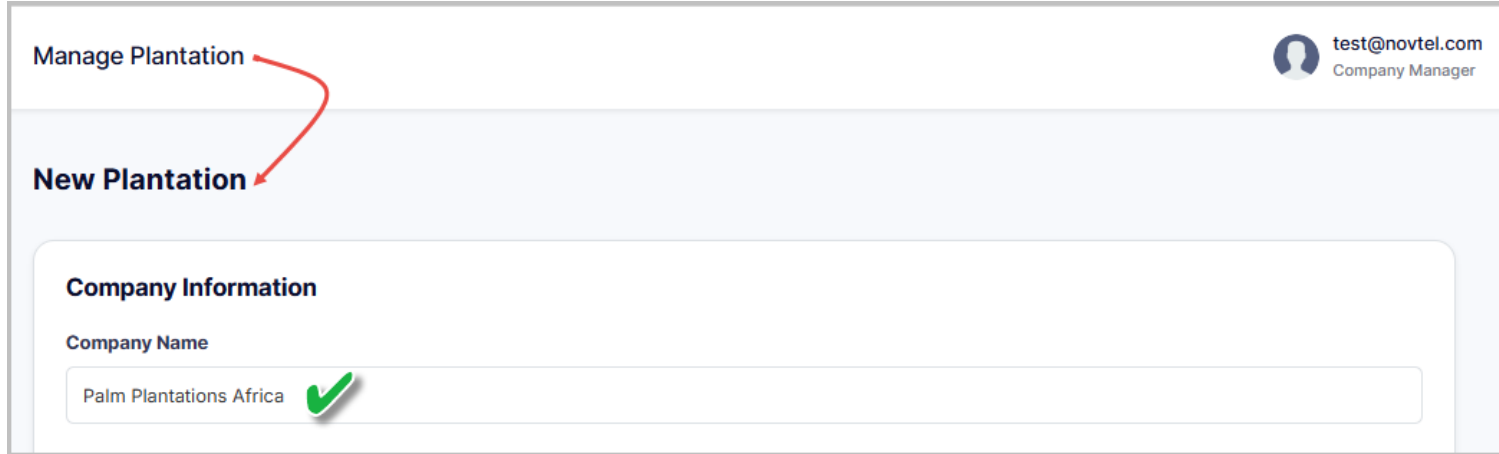
# Creating a New Plantation in Novtel



The Plantation Dashboard will be void of any information at this stage, since no setup procedure has been performed yet.

The first step in the setup process, is to create a Plantation Master File.

This is done by clicking on the 'Add a New Item To Get Started' link.



The 'Manage Plantation' window is displayed, and it is indicated that a new plantation is being created.

Your company name is displayed in the 'Company Information' section, and cannot be changed.

## Basic Information:

Manage Plantation test@novtel.com  
Company Manager

### New Plantation

**Company Information**

Company Name  
Palm Plantations Africa

**Basic Information**

Plantation Name: Palm Plantation North Field 1

Area Size: 4 2

Unit of area:  
Hectare (ha) ✓  
Square Meter (m2)  
Hectare (ha)  
Acre (ac)

**Location Information**

Physical Address

### 1. Plantation Name:

In this section, we need to allocate a name to this new plantation. Any required name can be captured here, but for demonstration purposes, we will name this plantation:

Palm Plantation North Field.

### 2. Area Size:

Here, the Size of the Plantation is captured – according to the ‘Unit of Area’ selection.

The Options for the ‘Unit’, are:

- Square Meter (m2)
- Hectare (ha)
- Acre (ac)

# Creating a New Plantation in Novtel

Manage Plantation test@novtel.com  
Company Manager

### New Plantation

**Company Information**

Company Name  
Palm Plantations Africa

**Basic Information**

Plantation Name: Palm Plantation North Field  
Area Size: 4  
Unit of area: Hectare (ha)

**Location Information**

Physical Address  
Farm 784  
Address Line 2  
Vredendal  
Western Cape  
8160

Latitude: -31.658664  
Longitude: 18.503664

**Create Plantation**

The physical address and GPS coordinates are important because **in the future**, we will integrate to weather and irrigation API's.

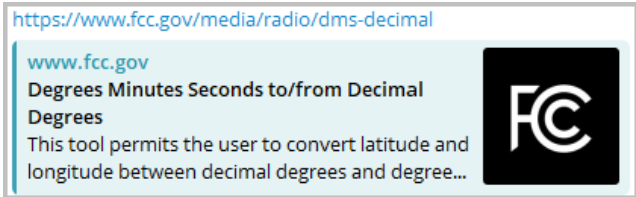
If Novtel knows the location of the plantation, the weather patterns for the area can be tracked, and will be displayed on the Dashboard.

According to the weather forecast, action can be taken in advance.

**IMPORTANT!**

**Novtel uses the Decimal Degrees format.**

Should you use the 'Degrees, Minutes, Seconds' format, it can be converted with an online tool such as this:



Degrees Minutes Seconds to Decimal Degrees

Enter Degrees Minutes Seconds latitude: 1 -31 39 31.19

Enter Degrees Minutes Seconds longitude: 2 18 30 13.19

3 Convert to Decimal Clear Values

**Results:** Latitude: -31.658664 Longitude: 18.503664

# Creating a New Plantation in Novtel

Manage Plantation test@novtel.com Company Manager

**New Plantation**

**Company Information**

Company Name  
Palm Plantations Africa

**Basic Information**

Plantation Name: Palm Plantation North Field  
Area Size: 4  
Unit of area: Hectare (ha)

**Location Information**

Physical Address

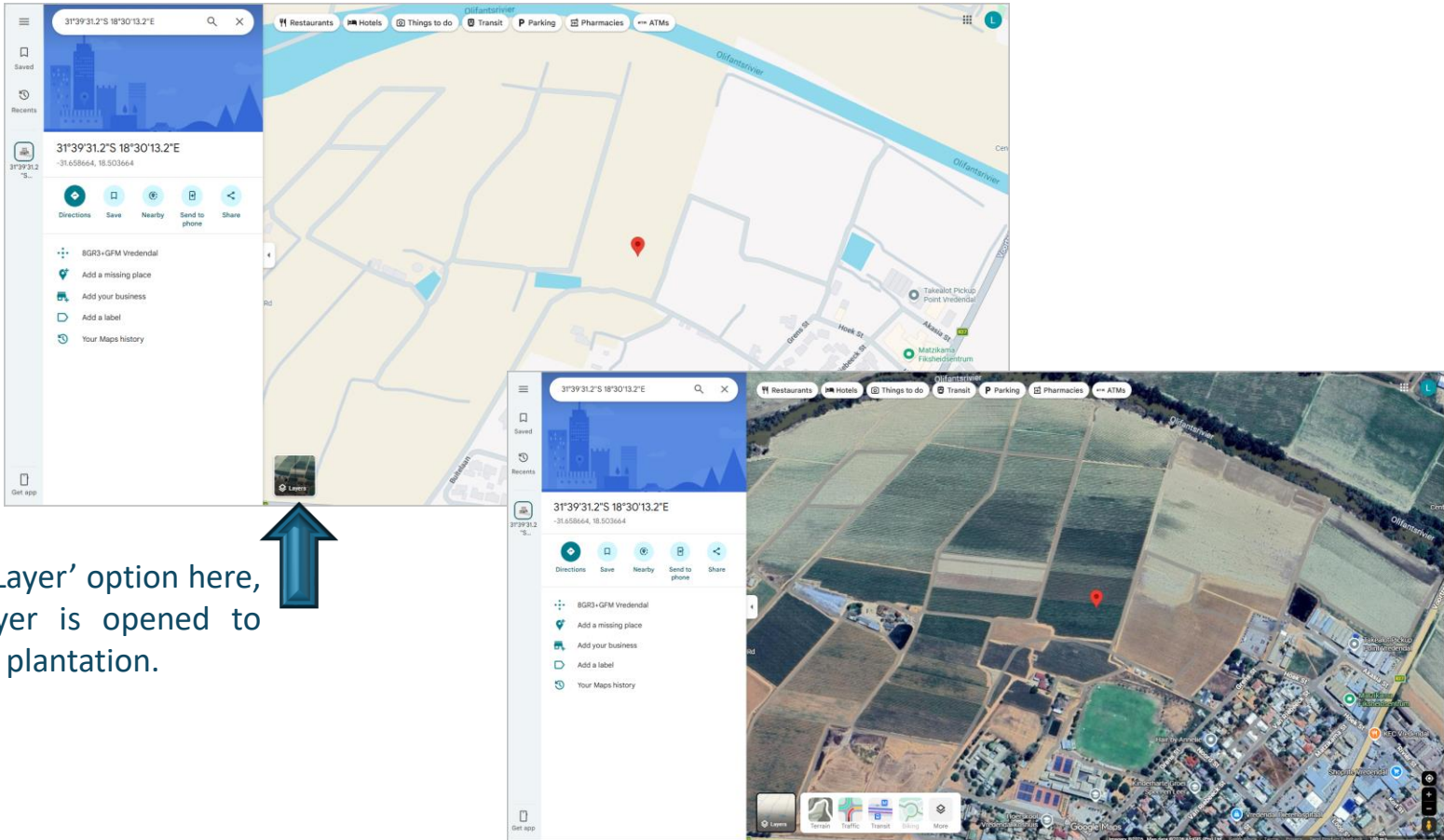
Farm 784  
Address Line 2  
Vredendal  
Western Cape  
8160

Latitude: -31.658664 Longitude: 18.503664

**Create Plantation**

Also note that it is recommended that – if coordinates are copied from Google Maps or any other online maps application – you must zoom in as far as possible to obtain an accurate location before placing the pin.

After capturing the latitude and longitude coordinates, and clicking on the ‘Pin’ Icon in Novtel, your default online maps is opened – displaying your Pin in the default layer.



Clicking on the ‘Layer’ option here, the Satellite layer is opened to better view your plantation.

# Creating a New Plantation in Novtel

Clicking on the 'Create Plantation' button, the 'Dashboard' is created, and can be seen by all Users in your Company.

Manage Plantation
test@novtel.com  
Company Manager

### New Plantation

**Company Information**

Company Name

**Basic Information**

Plantation Name	Area Size	Unit of area
<input type="text" value="Palm Plantation North Field"/>	<input type="text" value="4"/>	<input type="text" value="Hectare (ha)"/>

**Location Information**

Physical Address






Latitude  Longitude

Create Plantation

Plantations Dashboard
test@novtel.com  
Company Manager

### Plantation Summary

Total Plantations

1 Plantation

Crop Types

No Types

**Crop Type Distribution**

No Data...

Total Area Size

4 ha

Total Crops

No Crops

**Plantation List** 1 - 1 of 1

PLANTATION NAME	COMPANY NAME	AREA SIZE	CROP TYPES	ACTION
Palm Plantation North Field	Palm Plantations Africa	4ha	No Crops	

Company Managers can add plantations and crops, while 'Employees' can only view the Dashboard.

Plantations Dashboard
info@...africa  
Employee

### Plantation Summary

Total Plantations

1 Plantation

Crop Types

No Types

**Crop Type Distribution**

No Data...

Total Area Size

4 ha

Total Crops

No Crops

**Plantation List** 1 - 1 of 1

PLANTATION NAME	COMPANY NAME	AREA SIZE	CROP TYPES
Palm Plantation North Field	Palm Plantations Africa	4ha	No Crops

# Creating a New Plantation in Novtel

The Mobile Version for Company Managers:

**Plantations Dashboard**

### Plantation Summary

Plantations 1 Plantation	Crop Types No Types
Total Area 4 ha	Total Crops No Crops

**Plantation List** Add Plantation

PLANTATION NAME	Palm Plantation North Field
COMPANY NAME	Palm Plantations Africa
AREA SIZE	4ha
CROP TYPES	No Crops
ACTION	

The Mobile Version for Employees:

**Plantations Dashboard**

### Plantation Summary

Plantations 1 Plantation	Crop Types No Types
Total Area 4 ha	Total Crops No Crops

**Plantation List**

PLANTATION NAME	Palm Plantation North Field
COMPANY NAME	Palm Plantations Africa
AREA SIZE	4ha
CROP TYPES	No Crops

# The Dashboard Explained

The screenshot shows the 'Plantations Dashboard' for a user named 'test@novtel.com' (Company Manager). The dashboard is divided into several sections:

- Plantation Summary:** A grid of four cards. The first card shows 'Total Plantations: 1 Plantation' with a red circle '1' and a grid icon. The second card shows 'Total Area Size: 4 ha' with a red circle '2' and a plus-minus icon. The third card shows 'Crop Types: No Types' with a red circle '3' and a lock icon. The fourth card shows 'Total Crops: No Crops' with a red circle '3' and a leaf icon. To the right of these cards is a 'Crop Type Distribution' card showing 'No Data...'.
- Plantation List:** A table with columns for Plantation Name, Company Name, Area Size, Crop Types, and Action. It contains one entry: 'Palm Plantation North Field' under 'Palm Plantations Africa' with an area of '4ha' and 'No Crops'. A red arrow points from the '1 Plantation' card to this entry. The table has an 'Add Plantation' button and a pagination indicator '1 - 1 of 1'.

The Plantation Dashboard is currently displaying the following information:

**1. Total Plantations:**

At present, only 1 Plantation has been created, and that is the 'Palm Plantation North Field' plantation.

**2. Total Area Size:**

The 'Unit' will always be displayed in hectares here - regardless of the Unit selected on the Plantation Master File.

Currently, the total size is for the 1 plantation only.

**3. Crop Types, Total Crops and Crop Distribution**

Since the 'Crops' have not yet been set up, there is no available information in the 'Crop' fields.



# Plantation Manager

3

Adding More Plantations



Image by vwalakte on Freepik



Image by freepik

# Adding More Plantations

The screenshot shows the 'Plantations Dashboard' with a sidebar on the left containing 'Plantation Management', 'Dashboard', 'Notes', and 'User Management'. The main content area is titled 'Plantations Dashboard' and features a 'Plantation Summary' section with four cards: 'Total Plantations: 1 Plantation', 'Crop Types: No Types', 'Total Area Size: 4 ha', and 'Total Crops: No Crops'. A 'Crop Type Distribution' card shows 'No Data...'. Below the summary is a 'Plantation List' with an 'Add Plantation' button and a table with one entry: 'Palm Plantation North Field' under 'Palm Plantations Africa' with an area of '4ha' and 'No Crops'.

Other plantations can be added as need, by simply clicking on the 'Add Plantation' button in the 'Plantation List' field.

The exact same principles apply as explained previously.

The screenshot shows the 'Manage Plantation' form with a 'New Plantation' section. It is divided into three numbered parts: 1. 'Company Information' with a 'Company Name' field containing 'Palm Plantations Africa'. 2. 'Basic Information' with 'Plantation Name' (Palm Plantation South Field), 'Area Size' (2.5), and 'Unit of area' (Hectare (ha)). 3. 'Location Information' with 'Physical Address' (Farm 784, Vredendal, Province, Postal Code) and 'Latitude' (-31.658664) and 'Longitude' (18.503664). A green 'Create Plantation' button with a checkmark is at the bottom.

1. The **Company Information** field displays the Company Name – which cannot be altered.
2. The **Basic Information** includes the Plantation name, size and unit to be captured.
3. And the **Location Information** includes the physical address and the plantation's GPS coordinates in Decimal Degrees format.

The 'Create Plantation' button will now add this plantation to the Dashboard and Plantation List.

# Adding More Plantations

- 1. The Total Plantations number increased to 2.
- 2. Novtel calculates the combined sizes of all plantations as captured per plantation in the 'Total Area Size' field.

## Desktop, Laptop and Tablet

Plantations Dashboard

test@novtel.com  
Company Manager

### Plantation Summary

Total Plantations: 2 Plantations (1)

Crop Types: No Types

Total Area Size: 6.5 ha (2)

Total Crops: No Crops

Crop Type Distribution: No Data...

### Plantation List

PLANTATION NAME	COMPANY NAME	AREA SIZE	CROP TYPES	ACTION
Palm Plantation North Field	Palm Plantations Africa	4ha	No Crops	[edit] [grid] [trash]
Palm Plantation South Field	Palm Plantations Africa	2.5ha	No Crops	[edit] [grid] [trash]

## Mobile Phone

Plantations Dashboard

### Plantation Summary

Plantations: 2 Plantations

Crop Types: No Types

Total Area: 6.5 ha

Total Crops: No Crops

### Plantation List

PLANTATION NAME	Palm Plantation North Field
COMPANY NAME	Palm Plantations Africa
AREA SIZE	4ha
CROP TYPES	No Crops
ACTION	[edit] [grid] [trash]
PLANTATION NAME	Palm Plantation South Field
COMPANY NAME	Palm Plantations Africa
AREA SIZE	2.5ha
CROP TYPES	No Crops
ACTION	[edit] [grid] [trash]



# Plantation Manager

4

Editing and Deleting  
Plantations



Image by vwalakte on Freepik



Image by freepik

# Editing and Deleting Plantations

Plantations Dashboard

test@novtel.com  
Company Manager

### Plantation Summary

Total Plantations: 2 Plantations







Crop Types: No Types

Total Area Size: 6.5 ha

Total Crops: No Crops

Crop Type Distribution: No Data...

#### Plantation List

PLANTATION NAME	COMPANY NAME	AREA SIZE	CROP TYPES	ACTION
Palm Plantation North Field	Palm Plantations Africa	4ha	No Crops	  
Palm Plantation South Field	Palm Plantations Africa	2.5ha	No Crops	  

## Changing Details on a Plantation Master File

Per plantation, the details previously captured can be edited by clicking on the 'Pencil' icon for the applicable Plantation.

This will open the Plantation Master File, and the changes can be made.

1. In this case, we have changed the area size of the north plantation from 4 to 3 hectares.
2. Then we clicked on the 'Save Changes' button.
3. At the top of the window, Novtel indicates that the changes have been saved successfully.

Manage Plantation

test@novtel.com  
Company Manager

### Edit Plantation

Plantation Details Updated Successfully! 3

#### Company Information

Company Name: Palm Plantations Africa

#### Basic Information

Plantation Name: Palm Plantation North Field

Area Size:  1

Unit of area: Hectare (ha)

#### Location Information

Physical Address: Farm 784, Address Line 2, Vredendal, Western Cape, 8160

Latitude: -31.658664 Longitude: 18.503664

2

Plantations Dashboard

test@novtel.com  
Company Manager

### Plantation Summary

Total Plantations: 2 Plantations







Crop Types: No Types

Total Area Size: **5.5 ha**

Total Crops: No Crops

Crop Type Distribution: No Data...

#### Plantation List

PLANTATION NAME	COMPANY NAME	AREA SIZE	CROP TYPES	ACTION
Palm Plantation North Field	Palm Plantations Africa	<b>3ha</b>	No Crops	  
Palm Plantation South Field	Palm Plantations Africa	2.5ha	No Crops	  

The details on the Dashboard have been changed accordingly.

# Editing and Deleting Plantations

Plantations Dashboard test@novtel.com  
Company Manager

### Plantation Summary

Total Plantations: 2 Plantations  
Total Area Size: 5.5 ha  
Crop Types: No Types  
Total Crops: No Crops  
Crop Type Distribution: No Data...


#### Plantation List

[Add Plantation](#) 1 - 2 of 2

PLANTATION NAME	COMPANY NAME	AREA SIZE	CROP TYPES	ACTION
Palm Plantation North Field	Palm Plantations Africa	3ha	No Crops	<a href="#">Edit</a> <a href="#">Grid</a> <a href="#">Delete</a>
Palm Plantation South Field	Palm Plantations Africa	2.5ha	No Crops	<a href="#">Edit</a> <a href="#">Grid</a> <a href="#">Delete</a>

## Deleting a Plantation

If a plantation is to be deleted, it can be done by clicking on the plantation's 'Delete' button, and clicking 'Yes' to confirm the action.



### Delete Plantation

Are you sure you want to delete plantation 'Palm Plantation South Field'? All related records will be deleted.

[Yes](#) [No](#)

In our next manual, we will set up crops per plantation.



<https://x.com/NovtelSoftware>

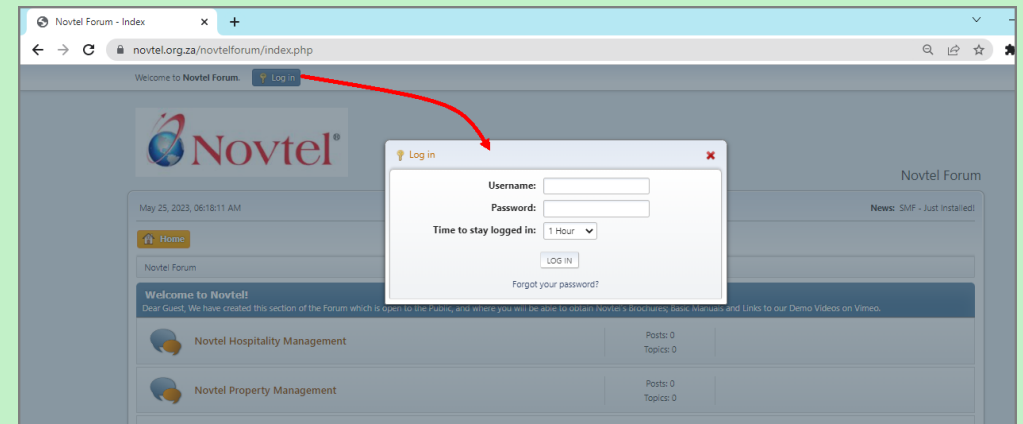


[www.linkedin.com/company/novtel-software-training](https://www.linkedin.com/company/novtel-software-training)

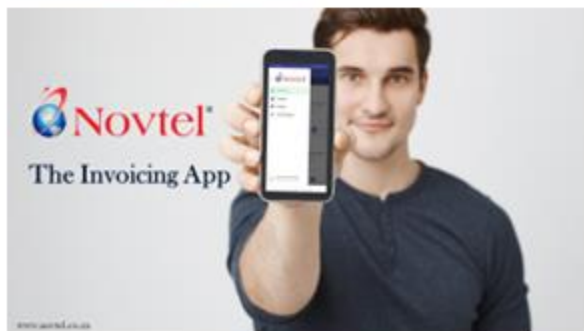


## NOVTEL FORUM LOGIN LINK

<https://novtel.org.za/novtelforum/>



For registered Novtel Clients, a Forum Login is created from where they can access all available manuals and latest product versions and release notes.



 [www.novtel.com](http://www.novtel.com)  
 [sales@novtel.com](mailto:sales@novtel.com)  
 086 166 8835



# Novtel<sup>®</sup>

## Rental Software Specialists